



**CUSTOM  
PAVING**  
CUSTOM ■ STONE



*Lasting Impressions*

# CUSTOM SANDSTONE

*Manufacturing pavers and pool coping for over 25 years.*

Paver	200 x 400 x 40mm	Double Bullnose	360 x 240 x 40mm	Double Bullnose	450 x 450 x 40mm
Paver	360 x 360 x 40mm	Bullnose	360 x 360 x 40mm	Bullnose	600 x 400 x 40mm
Paver	400 x 400 x 40mm	Double Bullnose	360 x 360 x 40mm	Bullnose	600 x 360 x 40mm
Paver	450 x 450 x 40mm	Bullnose	400 x 400 x 40mm	Cobble Edge	400 x 100 x 40mm
Paver (Stepper)	600 x 600 x 45mm	Double Bullnose	400 x 400 x 40mm	Int. & Ext. Corners	360/400/450
Bullnose	200 x 400 x 40mm	4 Sided Bullnose	400 x 400 x 40mm	Pool Skimmer Box Units	
Bullnose (long)	360 x 180 x 40mm	Bullnose	450 x 450 x 40mm		



SANDSTONE - SMOKEY GREY


# CUSTOM SLATE

*Custom Paving are leading manufacturers of quality hand-made pavers and landscaping products that closely replicate the characteristics of natural stone. Coloured all the way through and made to last, our products are designed for domestic, industrial and commercial use.*

Paver	350 x 175 x 40mm	Bullnose	175 x 350 x 40mm	Pool Skimmer Box Units
Paver	400 x 400 x 40mm	Bullnose	400 x 250 x 40mm	
		Bullnose	400 x 400 x 40mm	




SLATE - MERINO




IVORY




MERINO



BUFF



DESERT SAND



OLIVE

COLOURS AVAILABLE IN ALL TEXTURES

# CUSTOM SILKSTONE

Available through over 100 locations in QLD and NSW

Paver	200 x 100 x 40mm	Paver (stepper)	600 x 600 x 45mm	Bullnose	600 x 350 x 40mm
Paver	200 x 200 x 40mm	Paver	800 x 400 x 45mm	Bullnose	600 x 400 x 40mm
Paver	300 x 300 x 40mm	Paver (stepper)	800 x 800 x 45mm	Cobble Edge	400 x 100 x 40mm
Paver	400 x 200 x 40mm	Bullnose	100 x 215 x 40mm	Int. & Ext. Corners	400
Paver	400 x 400 x 40mm	Bullnose (rd & sq)	400 x 400 x 40mm	Pool Skimmer Box Units	
Paver	450 x 450 x 40mm	Bullnose	450 x 450 x 40mm		
Paver	600 x 300 x 40mm	Double Bullnose	450 x 450 x 40mm		




SILKSTONE - DESERT SAND

Premier Collection


## LANDSCAPING PRODUCTS



BUSHROCK




COMMERCIAL



PEBBLESTONE



COBBLESTONE



COBBLE EDGE



PIER CAP



SLEEPER



TUSCANY


### RESIDENTIAL, COMMERCIAL & INDUSTRIAL

Block Faces	190 x 190mm	Cobble Edge (Sand and Silk)	400 x 100 x 40mm
Block Faces	390 x 190mm	Bushrock	600 x 600 x 40mm
Block Caps	390 x 260mm	Sleepers	1380 x 190 x 70mm
Pier Caps	360 x 360mm	Pool Filter/Air Conditioner Slabs	900 x 450 x 45mm
Pier Caps	360 x 460mm	(available in 10 or less as pavers)	
Pier Caps (2 piece)	400 x 400mm	Warning Pavers	650 x 650 x 45mm
Cobble Stone	100 x 100mm		300 x 300 x 40mm
Pebblestone	360 x 360mm	Directional Pavers	300 x 300 x 40mm
Pebble Edge	360 x 120mm	Gully Pit/Paver Drain	400mm length x 400mm wide
		Channel Drains	810mm length x 200mm width

### TUSCANY

Paver	360 x 180 x 40mm	Paver	450 x 450 x 40mm
Bullnose	360 x 180 x 40mm	Bullnose	450 x 450 x 40mm
Paver	360 x 360 x 40mm	Paver	600 x 600 x 40mm
Bullnose	360 x 360 x 40mm		


CUSTOM PAVING OFFERS CUSTOM COLOUR MATCHING



COCOA



TERRACOTTA



SMOKEY GREY



GUN METAL



CHARCOAL

COLOURS AVAILABLE IN ALL TEXTURES



SANDSTONE - MERINO & DESERT SAND



SILKSTONE - IVORY BULLNOSE



SANDSTONE - MERINO

## PRODUCT SPECIFICATIONS

SIZE	PAVERS M <sup>2</sup>	No. PER PALLET	M <sup>2</sup> PALLET	WEIGHT EACH	WEIGHT PALLET	B/NOSE PER L/M
200 x 200	25	360	14.4	3.5	1260	N/A
300 x 300	11.1	153	13.8	8	1224	N/A
350 x 175	16	270	16.87	5	1350	5.71
360 x 180	15.4	270	17.53	5.5	1485	N/A
360 x 360	7.7	135	17.53	11	1485	2.77
400 x 200	12.5	204	16.32	7	1428	N/A
400 x 400	6.25	102	16.32	14	1428	2.50
450 x 450	4.9	60	12.24	18	1080	2.20
600 x 300	5.5	80	14.54	16	1280	N/A
600 x 360	N/A	60	N/A	18	1080	1.66
600 x 400	N/A	60	N/A	21	1260	1.66
600 x 600	2.77	44	15.88	32	1408	N/A
800 x 400	3.125	51	16.32	30	1530	N/A
800 x 800	1.56	15	9.61	70	1050	N/A

## RECOMMENDATIONS

CUSTOM PAVING are quality wet cast concrete products designed for domestic, commercial and industrial use.

- This product is suitable for indoor and outdoor use, pools and domestic driveways as per Australian Standards. With the use of natural products, some colour, size variations and air bubbles can be expected.
- Sealing with a suitable penetrating sealer is strongly recommended i.e. pools, to maintain quality condition and ease of cleaning.
- Before sealing, pavers should be left to dry up to a period of 14 days.
- Clean marks/stains with hot water and a scrubbing brush – DO NOT CLEAN WITH ACID
- For best results, pavers should be laid on a concrete base using a suitable adhesive with a 10-12mm grout line. A compacted road base with washed river sand and good drainage may also be used.
- Crusher dust, metal dust or cracker dust is not recommended as mottling will occur and will void warranty.
- Butt joining is not recommended. Use a 3mm gap as per Australian Standard guidelines to avoid chipping.
- Keep product wrapped and covered until needed.
- The back of the pavers should be cleaned off before laying i.e. dust or residue.

- When cutting or grouting, make sure residue is cleaned off immediately.
- It is common practice to lay and level pavers individually.
- Some slight shade and size variations may occur from batch to batch therefore it is recommended that pallets are blended when laying.
- Stacking in a criss-cross fashion and the placing of objects on top of pavers is not recommended as unwanted framing will occur while in the drying process.
- This product is hand-made and the tolerance as per Australian Standard include: thickness + or - 2.5mm and dimension + or - 3mm, and chipped or damaged pavers up to 4%.
- Custom Paving use 100kg of white portland cement in every batch of approximately 40x 400mm pavers. This gives us a tested MPa (concrete strength) rating of 39-43 in 7 days and up to 47MPa in 28 days. Our pavers are made to last.
- Large pavers/steppers (600's & 800's) can vary in thickness up to 10mm. Recommended use as steppers.

**EFFLORESCENCE** or salt bloom is a natural occurrence which is beyond our control. While every effort is made to reduce the potential risk of efflorescence, it can randomly affect any masonry or clay product. To prevent the risk of efflorescence, good drainage and sealing is recommended. We give no guarantee that it won't appear, however, industry studies show that in time efflorescence will generally weather away.

For more information or technical support, please call **(07) 3205 9800**.

Please Note: Colours and textures are indicative only, please see sample before final selection. Manufacturers guarantee is limited to product replacement only and does not include installation. Claims are to be made within 5 working days. Product remains the property of Custom Paving / Custom Stone until payment is cleared. Warranty: 1 year. Failure to comply with any of our recommendations will void warranty.