



Pavers

Image	Product Name	Dimensions	Available Colours	Where to use	Weight per unit (kg)	Units per m ²	Units per pallet	Delivered Brisbane and Gold Coast RRP incl. GST		Delivered Sunshine Coast & Scenic Rim RRP incl. GST	
								per unit	per m ²	per unit	per m ²
	Esplanade™ 400 Standard	400x400x42	Charcoal, Ginger, Sand, Platinum	Patios, Courtyards, Outdoor Living, Paths, Stepping Stones, Stairs	14.2	6.25	108	\$8.76	\$54.75	\$9.01	\$56.31
	Gridpave™	390x390x90	Natural	Car Parks, Driveways (Residential)	17.04	6.57	90	\$8.96	\$58.87	\$9.28	\$60.97
	Gridpave™	390x390x90	Charcoal	Car Parks, Driveways (Residential)	17.04	6.57	90	\$9.55	\$62.74	\$9.87	\$64.85
	Interpave®	225x112x80	Natural, Charcoal	Roadways, Heavy Vehicle, Container Terminals, Airports, Ports, Car Parks, Driveways	4.25	40	380	\$1.86	\$74.40	\$1.94	\$77.60
	Streetpave®	225x112x80	Natural, Charcoal	Roadways, Heavy Vehicle, Container Terminals, Airports, Ports, Car Parks, Driveways	4.25	40	400	\$2.03	\$81.20	\$2.11	\$84.40
	Drivepave™	230x115x50	Charcoal, Sand	With spacer nibs for Driveways (Residential), Patios, Courtyards, Paths	3.0	37	500	\$1.39	\$51.43	\$1.45	\$53.65

Garden Edging

	Edgepave™	200x100x50	Charcoal, Sand	Without spacer nibs for Garden Edging, Mower Strips, Paths	2.1	5 or 10 l/m	660	\$1.00	\$5.00 or \$10.00/l/m	\$1.04	\$5.20 or \$10.40 l/m
	WedgeBLOK™	160/120x140x125	Charcoal, Ginger, Sand, Platinum	Garden Edging, Mower Strips, Garden Beds, Fire Pits (min 980mm outer / 700mm inner diameter), Small Walls, 500mm (4 courses)	5	7.14 l/m	336	\$2.16	\$15.42 l/m	\$2.26	\$16.14 l/m

Cleaning & Maintenance

Cleaning & Sealing of Pavers

For maximum protection, National Masonry® recommends that all pavers should be sealed with a quality penetrating sealer following installation. Please seek advice from National Masonry® or our resellers or call Environex on 1800 999 196 for detailed advice on cleaning and sealing. National Masonry® does not accept liability for stained or damaged pavers once laid.

WARNING: Hydrochloric acid is NOT recommended for use with concrete pavers as irreparable surface damage may occur.

A guide to common stains

Efflorescence

This is a salty deposit on the surface of pavers which appears as anything from strong, powdery, white blotches through to a fine white haze that can make pavers or blocks look "faded" and is generally the result of a chemical reaction that takes place as concrete cures. Efflorescence may also soak into pavers or blocks from salt deposits in adjacent materials such as bedding sand, joint sand or soil.

Rain will generally dissolve efflorescence and gradually wash it out of the paver or block over time. Stubborn patches may require cleaning with a stiff bristled nylon brush or colourless plastic scouring pad (do not use deeply coloured or metallic brushes or scourers as they will leave marks). It is important to brush away powder residue and then rinse and brush the area thoroughly with clean water after breaking up the efflorescence otherwise it may simply soak back in and re-stain the area again. For stubborn, insoluble efflorescence stains, we recommend Environex Anti-Eff (use only as directed on the label).

Moss, Mould and Leaf Stains

Use a specially formulated chlorinated cleaner such as Environex Maestro to remove organic stains such as moss, mould, animal droppings, leaf and timber stains.

Tips and details

A carefully planned maintenance program is the best method to keep pavers looking good for years to come.

Simple steps should include:

- Regular sweeping to keep the pavers free from debris;
- During construction, cover the paved areas to protect against damage;
- Protecting against possible staining from mortar, oxides, cement and rust;
- Do not stack pavers in a 'criss-cross' pattern as permanent hydration stains may result on corners;
- Do not use high pressure water cleaners too close to the surface.

Prior to removing stains, we suggest that the type of stain be carefully assessed before action proceeds. Incorrect assessment can lead to the stain being more difficult to remove. If the stain cannot be accurately assessed, then we would recommend that a trial process on a small portion of the stained area be undertaken to determine the most appropriate action.

Delivery Details

Brisbane and Gold Coast







Deliveries of less than 2 pallets will incur an additional delivery fee of \$132.00 inc GST.

Sunshine Coast & Scenic Rim

Deliveries of less than 3 pallets will incur an additional delivery fee of \$181.50 inc GST.

All deliveries to nature strip.

National Masonry® recommends that the customer inspects the product immediately after delivery, and notifies National Masonry® of any defective goods before they are installed, as National Masonry® may not be obliged to meet costs associated with removing and replacing product once it is installed.

Image	Product Name	Dimensions	Available Colours	Where to use	Weight per unit (kg)	Units per m ²	Units per pallet	Delivered Brisbane and Gold Coast RRP incl. GST		Delivered Sunshine Coast & Scenic Rim RRP incl. GST	
								per unit	per m ²	GST per unit	GST per m ²
	Gardenwall® Standard	295x203x125	Beach, Charcoal, Light Sands		11.45	26.9	120	\$6.06	\$163.01	\$6.27	\$168.66
	Gardenwall® Flushface	295x203x125	Beach, Charcoal, Light Sands	Curved Walls, Straight Walls, Garden Beds, Garden Edging, Fire Pits 1000mm (8 courses)	12.65	26.9	120	\$6.10	\$164.09	\$6.33	\$170.28
	Gardenwall® Soft Split	295x210x125	Charcoal, Coco, Paperbark		14.2	26.9	100	\$5.17	\$139.07	\$5.43	\$146.07
	Modernstone™ Standard	440x280x165	Beach, Charcoal, Light Sands		26.7	13.77	40	\$11.77	\$162.07	\$12.26	\$168.82
	Modernstone™ Corner Unit	440x220x165	Beach, Charcoal, Light Sands	Curved Walls, Straight Walls, Planter Boxes, Benches and Seats, Stairs, Courtyards, Piers & Entrances 1050mm (6 courses + cap)	18.2	n/a	48	\$15.88	n/a	\$16.25	n/a
	Modernstone™ Classic Cap	440x280x60	Beach, Charcoal, Light Sands		16.5	2.27 l/m	100	\$11.33	\$25.72 (per l/m)	\$11.63	\$26.40 (per l/m)
	Linearwall™ Standard Unit	300x200x150	Beach, Charcoal		12.8	22.20	90	\$7.65	\$169.83	\$7.89	\$175.16
	Linearwall™ Right Corner	350x200x150	Beach, Charcoal	Straight Walls, Corners, Planter Boxes, Benches & Seats, Stairs 600mm (4 courses)	22.2	n/a	60	\$16.30	n/a	\$16.71	n/a
	Linearwall™ Left Corner	350x200x150	Beach, Charcoal		22.2	n/a	60	\$16.30	n/a	\$16.71	n/a
	Keystone 133Elite® Standard Unit	609x285x200	Charcoal & Parchment	Curved Walls, Straight Walls, Domestic or Commercial 1.1m (5 courses + cap) Gravity Walls 2.1m (10 courses + cap) No Fines Concrete	46.0	8.3	40	\$21.72	\$180.28	\$22.57	\$187.33
	Keystone 133Elite® Capping Unit	609x205x100	Charcoal & Parchment	1m-10m+ (5+ courses) Geogrid Walls	26.5	1.64 l/m	72	\$19.85	\$32.55 (per l/m)	\$20.33	\$33.34 (per l/m)
	Keystone 133Elite® Corner Unit	450x145x200	Charcoal & Parchment		25.6	n/a	36	\$29.05	n/a	\$29.52	n/a

Note: (1) RRP includes delivery on orders of 2 or more pallets in Brisbane & Gold Coast delivery zones and 3 or more pallets in Sunshine Coast & Scenic Rim zones. If under 2 pallets in Brisbane & Gold Coast delivery zone an additional charge of \$132.00 (inc GST) applies, if under 3 pallets in Sunshine Coast & Scenic Rim delivery zones an additional charge \$181.50 (inc GST) applies. (2) All weights are approximate. (3) Subject to change without notice. Please reconfirm at time of order. (4) All deliveries made to the nature strip only. (5) For ease of maintenance, sealing of pavers and retaining walls is recommended. (6) Traffic recommendations are based on CMAA guidelines.

Estimating Quantity

With all paver or wall block estimation, it is standard practice to order a little extra, typically 5%, to cover wastage due to damage from cutting and handling.

Estimating Retaining Wall Blocks

Step 1: Pick the wall length closest to yours.

Step 2: Find your wall height. Break it up into sections if heights vary.

Step 3: Where your length column intersects with the height row is the approximate number of blocks you need (add 5% or so for wastage).

Gardenwall® Pieces	Gardenwall® Wall Length (m)																
	0.59	1.18	1.77	2.36	2.95	3.54	4.13	4.72	5.31	5.90	6.49	7.08	7.67	8.26	8.85	9.44	10.03
8 courses (1000mm)	16	32	48	64	80	96	112	128	144	160	176	192	208	224	240	256	272
7 courses (875mm)	14	28	42	56	70	84	98	112	126	140	154	168	182	196	210	224	238
6 courses (750mm)	12	24	36	48	60	72	84	96	108	120	132	144	156	168	180	192	204
5 courses (625mm)	10	20	30	40	50	60	70	80	90	100	110	120	130	140	150	160	170
4 courses (500mm)	8	16	24	32	40	48	56	64	72	80	88	96	104	112	120	128	136
3 courses (375mm)	6	12	18	24	30	36	42	48	54	60	66	72	78	84	90	96	102
2 courses (250mm)	4	8	12	16	20	24	28	32	36	40	44	48	52	56	60	64	68
1 course (125mm)	2	4	6	8	10	12	14	16	18	20	22	24	26	28	30	32	34

Modernstone™ Pieces	Modernstone™ Wall Length (m)																
	0.88	1.76	2.64	3.52	4.40	5.28	6.16	7.04	7.92	8.80	9.68	10.56	11.44	12.32	13.20	14.08	14.96
6 courses (1050mm with cap)	12	24	36	48	60	72	84	96	108	120	132	144	156	168	180	192	204
5 courses (885mm with cap)	10	20	30	40	50	60	70	80	90	100	110	120	130	140	150	160	170
4 courses (720mm with cap)	8	16	24	32	40	48	56	64	72	80	88	96	104	112	120	128	136
3 courses (555mm with cap)	6	12	18	24	30	36	42	48	54	60	66	72	78	84	90	96	102
2 courses (390mm with cap)	4	8	12	16	20	24	28	32	36	40	44	48	52	56	60	64	68
1 course (225mm with cap)	2	4	6	8	10	12	14	16	18	20	22	24	26	28	30	32	34
Modernstone Classic Caps	2	4	6	8	10	12	14	16	18	20	22	24	26	28	30	32	34

Linearwall™ Pieces	Linearwall™ Wall Length (m)																
	0.6	1.2	1.8	2.4	3.0	3.6	4.2	4.8	5.4	6.0	6.6	7.2	7.8	8.4	9.0	9.6	10.2
4 courses (600mm)	8	16	24	32	40	48	56	64	72	80	88	96	104	112	120	128	136
3 courses (450mm)	6	12	18	24	30	36	42	48	54	60	66	72	78	84	90	96	102
2 courses (300mm)	4	8	12	16	20	24	28	32	36	40	44	48	52	56	60	64	68
1 course (150mm)	2	4	6	8	10	12	14	16	18	20	22	24	26	28	30	32	34

Our Paving and Retaining Wall Products are only available for purchase from our extensive Reseller network.

National Masonry does not sell these products direct to the public in South Queensland.

To find your closest National Masonry® stockist, to receive brochures or to learn more about our products, call us or visit our website at www.nationalmasonry.com.au

South Queensland

62 Industrial Avenue,
Wacol

Brisbane QLD 4076

Phone: (07) 3271 9292

Fax: (07) 3271 1815

brisbane.sales@nationalmasonry.com.au

Gold Coast

663 Pine Ridge Road,
Biggera Waters

Gold Coast QLD 4216

Phone: (07) 5552 3300

Fax: (07) 5552 3399

labrador.sales@nationalmasonry.com.au