



WOODHOUSE
WEATHERPROOF

**PRIMED AND
TREATED
RADIATA PINE**

PRODUCT AND PROFILE GUIDE

woodhouse.com.au

Operating for over 37 years, Woodhouse Timber Company is an Australian owned and operated business established and run by the Woodhouse family. Built on the foundations of quality products and excellent customer service, it has grown from its warehouse in Brisbane to a national operation with branches and representation across Australia. It is the trusted and premier wholesaler of exterior and interior timber products.



WOODHOUSE WEATHERPROOF



FUNGAL & TERMITE RESISTANT



FACTORY PRIMED

Woodhouse Weatherproof®

Woodhouse Weatherproof® is a range of eco-friendly, timber building products manufactured for outdoor use in all structural and decorative external applications. Pre-primed pink with an industrial paint, every Woodhouse Weatherproof® product is ready for installation and final top coating. Produced with finger jointed defect-free, 100% New Zealand radiata pine, Woodhouse Weatherproof® is available in a range of lengths and profiles to service current building practices and designs.

Treated using an organic H3 LOSP preservative for resistance against termite and fungal attack, the Woodhouse Weatherproof® range is a ready to use building product intended for use in Australia's toughest conditions. When installed and maintained according to correct building practices, it offers a long term building solution for all outdoor construction.



PINENZ.COM

Quality Assured

Woodhouse Weatherproof® timber suppliers are audited to ensure compliance with a production system that meets the requirements of the Engineered Wood Products Program.

The scope of the certification includes compliance with the AsureQuality Programme for finger joint and glue laminated standards.

Our suppliers are also audited as part of the PineNZ certification. PineNZ mark is awarded to New Zealand manufacturers who have undergone a tough independent audit to ensure that their manufacturing processes and procedures meet key Australian and New Zealand standards.

All Woodhouse Weatherproof® branded products are end tagged to permit the correct selection for final use. Details such as the relevant Australian Standards; type; and (if applicable) are indicated clearly on the product tags.



LIMITED PRODUCTS GUARANTEE AGAINST FUNGAL DECAY & TERMITES



COATING SYSTEM WARRANTY



SUSTAINABLE PLANTATION RADIATA PINE



FSC® C120484 The mark of responsible forestry



All Woodhouse Weatherproof® timber comes pre-primed and treated. Any cut ends or penetration points must be re-sealed and primed as part of the building and construction process. Material safety data and span tables are available for download from the Woodhouse website. Please refer to the National Construction Code guidelines or your local building authority to ensure correct construction practices are followed.

Warranties

There is genuine peace of mind with Woodhouse Weatherproof timber as it comes with a 25 year warranty against fungal decay and termites. We use high quality paint primer which is backed by a 15 year guarantee against blistering, peeling and flaking of the finish coat.

Sustainability

Woodhouse Timber Company is committed to sustainability and responsible timber practices. By choosing Woodhouse timber, you help take care of the world's forests. Radiata pine is grown in New Zealand as an exotic species from the Monterey peninsular in California. The Resource Management Act 1991 places several requirements on forest growers, including the need to consider employment, social, cultural and environmental impacts. This results in a level of environmental responsibility that does not exist in other countries.

Most plantation forest owners have adopted the New Zealand Forest Owners' Environmental Code of Practice for Plantation Forestry (2007). The code of practice covers areas including the protection of waterways, endangered species, historical sites, sediment control and the management of fuel, oil and wastes. Afforestation with Radiata pine rehabilitates previously farmed soils by reducing compaction caused by stock, with soil condition improving with subsequent rotations.



Fascia and Barge Boards



Dressed All Round (DAR)



Handrail Components




External Door Jambs



Cladding and Lining Boards



Screening



Structural F7 and GL8 Laminated Beams and Posts



Fencing

Handrail Components and Balustrades	4
Fascia and Barge Boards	5
GL8 Laminated Beams and Posts	6
Structural F7	7
External Door Jambs	8

Dressed All Round (DAR) PR4	8
Dressed All Round (DAR)	9
Cladding and Lining Boards	10
Architraves and Mouldings	11
CONTACT DETAILS	12

HANDRAIL COMPONENTS AND BALUSTRADES

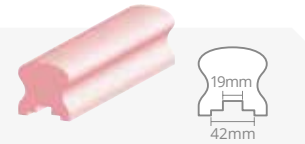
LENGTH 5.4M



WPEH1/5.4
66 x 66
Breadloaf - Rebated
QLD



WPEH2/5.4
66 x 66
Breadloaf - Non Rebated
QLD



WPEH3/5.4
66 x 66
Ladies Waist - Rebated
QLD | WA



WPEH4/5.4
66 x 66
Ladies Waist - Non Rebated
QLD



WPEH19/5.4
88 x 42
Dressed All Round (DAR) - Rebated
WA



WPEH20/5.4
85 x 42
Ladies Waist - Rebated
QLD | NSW/ACT | VIC/TAS | SA | WA



WPEH21/5.4
66 x 42
Ladies Waist - Rebated
NSW/ACT



WPEBR1/5.4
66 x 32
VIC/TAS



WPEBR2/5.4
66 x 32
To suit 19mm Balustrade
QLD



WPEBR3/5.4
66 x 42
To suit 42mm Balustrade
QLD | NSW/ACT | VIC/TAS | WA



WPEBR7/5.4
66 x 42
Mid Rail - Rebated
QLD | NSW/ACT | VIC/TAS | SA | WA



WPEBR4/5.4
66 x 42
To suit 19mm Balustrade
QLD | NSW/ACT | VIC/TAS | SA | WA



WPEBR9/5.4
84 x 42
WA



WPBAL4231/5.4
42 x 31
Balustrade
QLD | NSW/ACT | VIC/TAS | SA



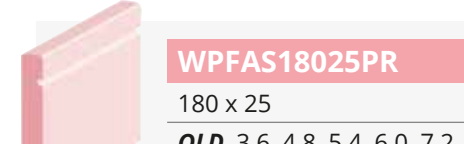
WPBAL4242/5.4
42 x 42
Balustrade
QLD | NSW/ACT | VIC/TAS | SA | WA



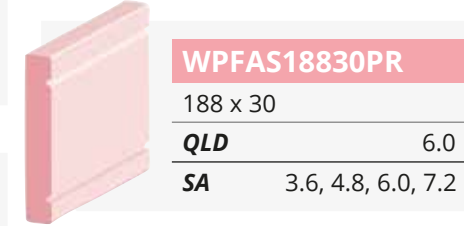
WPBAL6219/5.4
62 x 19
Balustrade
QLD | NSW/ACT

LENGTH (LM) AVAILABLE

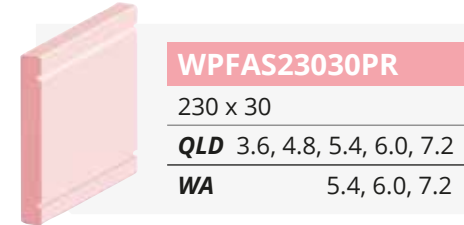
FASCIA AND BARGE BOARDS



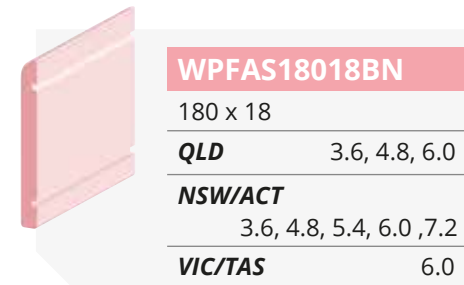
WPFAS18025PR
180 x 25
QLD 3.6, 4.8, 5.4, 6.0, 7.2



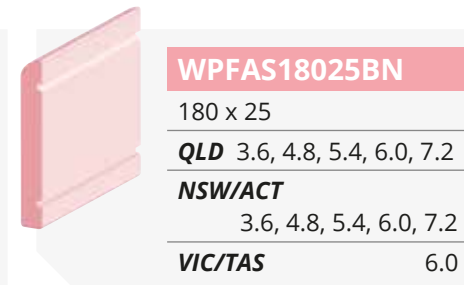
WPFAS18830PR
188 x 30
QLD 6.0
SA 3.6, 4.8, 6.0, 7.2



WPFAS23030PR
230 x 30
QLD 3.6, 4.8, 5.4, 6.0, 7.2
WA 5.4, 6.0, 7.2



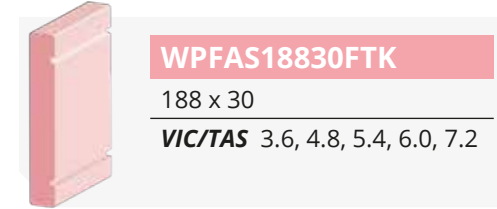
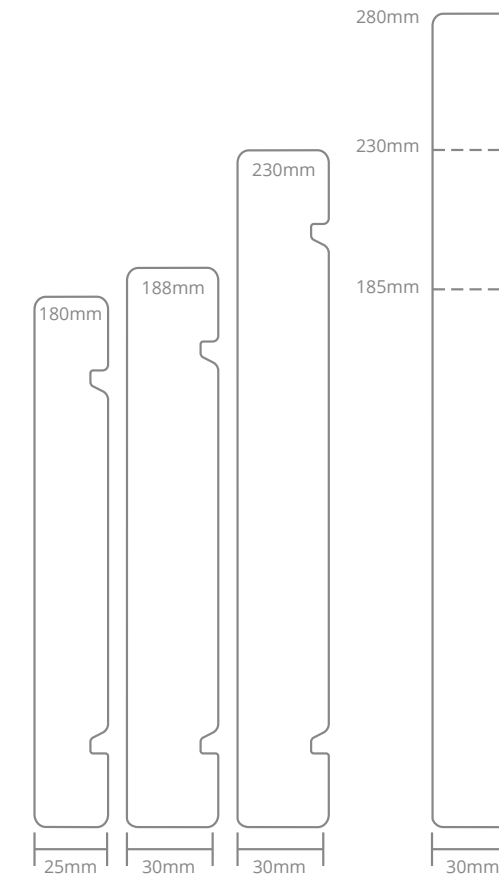
WPFAS18018BN
180 x 18
QLD 3.6, 4.8, 6.0
NSW/ACT 3.6, 4.8, 5.4, 6.0, 7.2
VIC/TAS 6.0



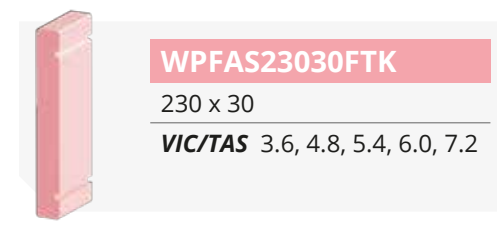
WPFAS18025BN
180 x 25
QLD 3.6, 4.8, 5.4, 6.0, 7.2
NSW/ACT 3.6, 4.8, 5.4, 6.0, 7.2
VIC/TAS 6.0



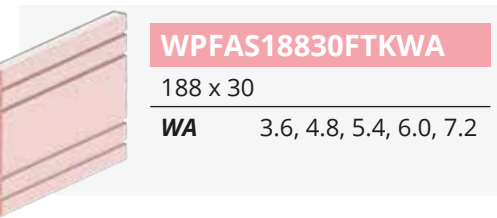
WPFAS23025BN
230 x 25
NSW/ACT 3.6, 6.0



WPFAS18830FTK
188 x 30
VIC/TAS 3.6, 4.8, 5.4, 6.0, 7.2



WPFAS23030FTK
230 x 30
VIC/TAS 3.6, 4.8, 5.4, 6.0, 7.2



WPFAS18830FTKWA
188 x 30
WA 3.6, 4.8, 5.4, 6.0, 7.2

Tight knot and non grooved barge boards are available in F7 structural range (F7 185 x 30, F7 230 x 30 and F7 280 x 30).

GL8 LAMINATED BEAMS AND POSTS

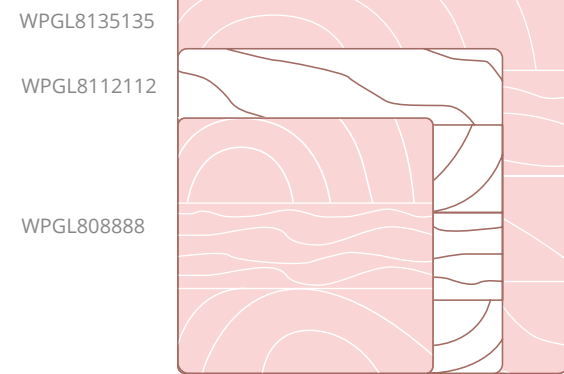
LENGTH (LM) AVAILABLE

STRUCTURAL F7

LENGTH (LM) AVAILABLE

POSTS

BEAMS



WPGL8135135

WPGL8112112

WPGL808888

WPGL86666	
66 x 66	
NSW	5.4

WPGL88866	
88 x 66	
NSW/ACT	5.4

WPGL88888	
88 x 88	
QLD	2.4, 2.7, 3.0, 3.6, 4.8, 5.4, 6.0
NSW/ACT	2.4, 2.7, 3.0, 3.6, 4.2, 4.8, 5.4, 6.0, 7.2
VIC/TAS	2.4, 2.7, 3.0, 3.6, 4.2, 4.8, 5.4, 6.0
SA	2.4, 2.7, 3.0, 3.6, 4.8, 5.4, 6.0
WA	2.4, 2.7, 3.0, 3.6, 4.8, 5.4

WPGL8112112	
112 x 112	
QLD	2.4, 2.7, 3.0, 3.6, 4.8, 5.4, 6.0
NSW/ACT	2.4, 2.7, 3.0, 3.6, 4.8, 5.4, 6.0, 7.2
VIC/TAS	2.4, 2.7, 3.0, 3.6, 4.2, 4.8, 5.4, 6.0
SA	2.4, 2.7, 3.0, 3.6
WA	2.4, 2.7, 3.0, 3.6, 5.4

WPGL8135135	
135 x 135	
QLD	2.4, 2.7, 3.0, 3.6, 4.8, 6.0
NSW/ACT	2.4, 2.7, 3.0, 3.6, 4.8, 5.4, 6.0, 7.2
VIC/TAS	2.4, 2.7, 3.0, 3.6, 4.2, 4.8, 6.0
SA	3.0
WA	2.4, 2.7, 3.6, 4.8, 6.0

WPGL8185185	
185 x 185	
VIC/TAS	2.7, 3.0, 3.6

WPGL814065	
140 x 65	
QLD	3.6, 5.4, 6.0, 7.2
NSW/ACT	3.6, 4.8, 5.4, 6.0, 7.2

WPGL818065	
180 x 65	
QLD	4.8, 5.4, 6.0
NSW/ACT	3.6, 4.8, 5.4, 6.0, 7.2
VIC/TAS	4.8, 5.4, 6.0
WA	3.6, 4.8, 5.4, 6.0, 7.2

WPGL824065	
240 x 65	
QLD	4.8, 5.4, 6.0, 7.2
NSW/ACT	4.8, 5.4, 6.0, 7.2
SA	5.4, 7.2
VIC/TAS	5.4, 6.0, 7.2
WA	4.8, 5.4, 6.0, 7.2

WPGL828065	
280 x 65	
NSW/ACT	4.8, 5.4, 6.0, 7.2
WA	4.8, 6.0

- For above ground use
- Store in dry environment and support every 600mm
- Use best building practices
- Pre-primed and treated. Seal cut ends and penetration points with wood preservative and primer

WPF76630	
66 x 30	
QLD	2.4, 5.4
NSW/ACT	2.4, 5.4, 6.0
VIC/TAS	2.4, 5.4
SA	2.4, 5.4
WA	5.4

WPF79030	
90 x 30	
QLD	2.4, 5.4
NSW/ACT	2.4, 5.4, 6.0
VIC/TAS	2.4, 5.4
SA	2.4, 5.4
WA	5.4

WPF713830	
138 x 30	
NSW/ACT	5.4, 6.0
VIC/TAS	3.6, 5.4
SA	5.4, 6.0
WA	5.4

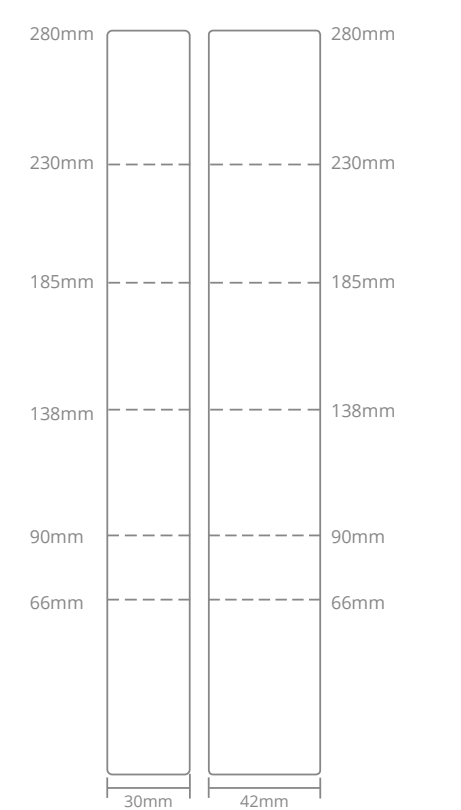
WPF718530	
185 x 30	
QLD	5.4, 6.0
NSW/ACT	5.4, 6.0
VIC/TAS	5.4, 6.0
SA	3.6, 4.8, 6.0, 7.2
WA	5.4, 6.0

WPF723030	
230 x 30	
QLD	6.0
NSW/ACT	5.4, 6.0
VIC/TAS	6.0
SA	4.8, 6.0, 7.2
WA	6.0

WPF728030	
280 x 30	
QLD	6.0
NSW/ACT	5.4, 6.0
VIC/TAS	6.0
SA	6.0
WA	6.0

WPF76642	
66 x 42	
QLD	2.4, 5.4
NSW/ACT	2.4, 5.4, 6.0
VIC/TAS	2.4, 3.6, 5.4, 6.0
SA	5.4, 6.0
WA	5.4

WPF79042	
90 x 42	
QLD	2.4, 3.6, 4.8, 5.4, 6.0
NSW/ACT	2.4, 3.6, 4.8, 5.4, 6.0
VIC/TAS	2.4, 3.6, 4.2, 4.8, 5.4, 6.0
SA	3.6, 4.8, 5.4, 6.0
WA	3.6, 4.8, 5.4, 6.0



WPF713842	
138 x 42	
QLD	3.6, 4.8, 5.4, 6.0, 7.2
NSW/ACT	3.6, 4.2, 4.8, 5.4, 6.0, 7.2
VIC/TAS	3.6, 4.2, 4.8, 5.4, 6.0, 7.2
SA	3.6, 4.8, 5.4, 6.0, 7.2
WA	3.6, 5.4, 6.0


WPF718542	
185 x 42	
QLD	3.6, 4.8, 5.4, 6.0, 7.2
NSW/ACT	3.6, 4.2, 4.8, 5.4, 6.0, 7.2
VIC/TAS	3.6, 4.2, 4.8, 5.4, 6.0, 7.2
SA	3.6, 4.8, 5.4, 6.0, 7.2
WA	3.6, 5.4, 7.2

WPF723042	
230 x 42	
QLD	4.8, 5.4, 6.0, 7.2
NSW/ACT	4.8, 5.4, 6.0, 7.2
VIC/TAS	3.6, 4.2, 4.8, 5.4, 6.0, 7.2
SA	4.8, 5.4, 6.0, 7.2
WA	3.0, 3.6, 4.2, 4.8, 5.4, 6.0, 7.2


WPF728042	
280 x 42	
QLD	5.4, 6.0
NSW/ACT	4.8, 5.4, 6.0, 7.2
VIC/TAS	3.6, 4.2, 4.8, 5.4, 6.0, 7.2
SA	6.0, 7.2
WA	3.0, 3.6, 4.2, 4.8, 5.4, 6.0, 7.2

EXTERNAL DOOR JAMBS

LENGTH 5.2M



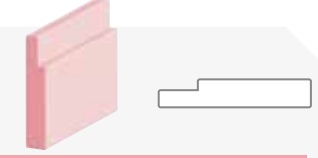
WPDJ11230NR/5.2
112 x 30
Non Rebated
WA




WPDJ14030NR/5.2
140 x 30
Non Rebated
QLD | NSW/ACT



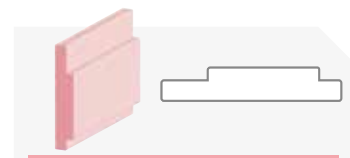
WPDJ16330NR/5.2
163 x 30
Non Rebated
QLD




WPDJ14030REB/5.2
140 x 30
Rebated
QLD | NSW/ACT | VIC/TAS



WPDJ16330REB/5.2
163 x 30
Rebated
QLD | NSW/ACT



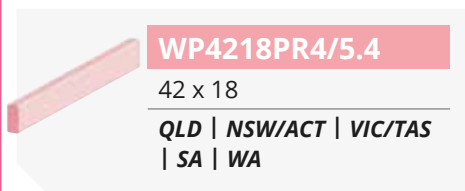
WPDJ14030DR1/5.2
140 x 30
Double Rebated
QLD | NSW/ACT | VIC/TAS



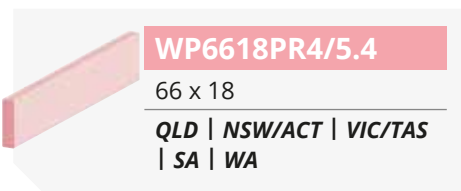
WPDJ16330DR1/5.2
163 x 30
Double Rebated
QLD | NSW/ACT | VIC/TAS

DRESSED ALL ROUND (DAR) PR4

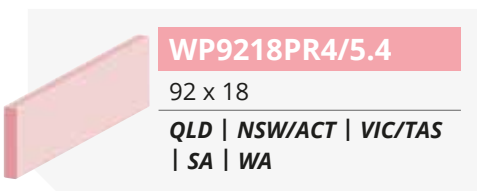
LENGTH 5.4M



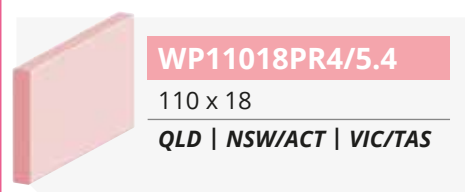
WP4218PR4/5.4
42 x 18
QLD | NSW/ACT | VIC/TAS
| SA | WA



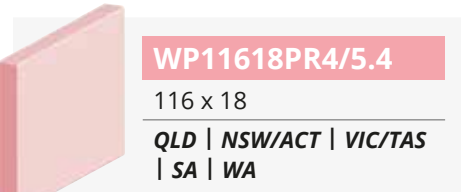
WP6618PR4/5.4
66 x 18
QLD | NSW/ACT | VIC/TAS
| SA | WA



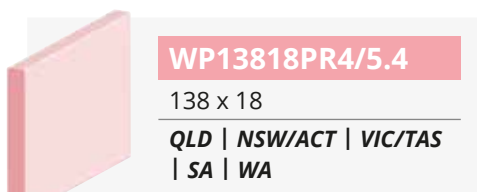
WP9218PR4/5.4
92 x 18
QLD | NSW/ACT | VIC/TAS
| SA | WA



WP11018PR4/5.4
110 x 18
QLD | NSW/ACT | VIC/TAS



WP11618PR4/5.4
116 x 18
QLD | NSW/ACT | VIC/TAS
| SA | WA

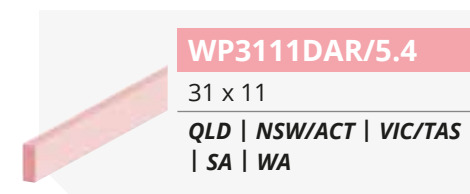


WP13818PR4/5.4
138 x 18
QLD | NSW/ACT | VIC/TAS
| SA | WA

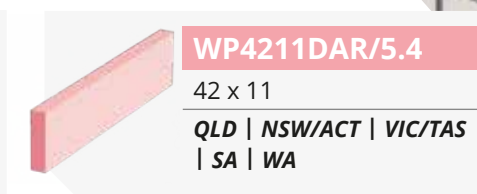
FOLD

LENGTH 5.4

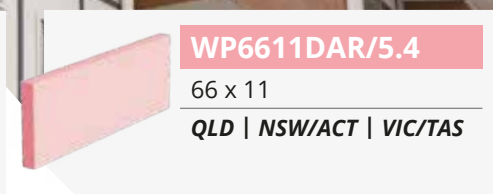
DRESSED ALL ROUND (DAR)



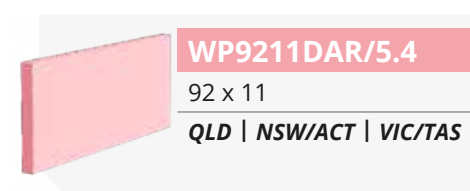
WP3111DAR/5.4
31 x 11
QLD | NSW/ACT | VIC/TAS
| SA | WA



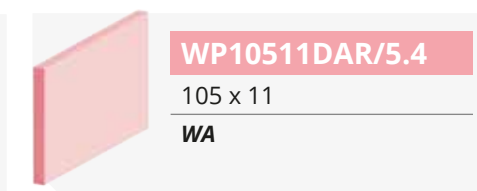
WP4211DAR/5.4
42 x 11
QLD | NSW/ACT | VIC/TAS
| SA | WA



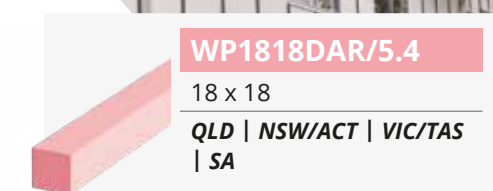
WP6611DAR/5.4
66 x 11
QLD | NSW/ACT | VIC/TAS



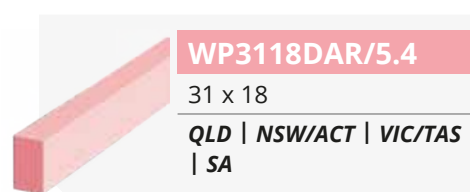
WP9211DAR/5.4
92 x 11
QLD | NSW/ACT | VIC/TAS



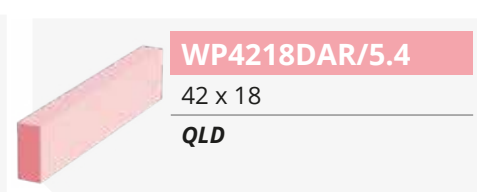
WP10511DAR/5.4
105 x 11
WA



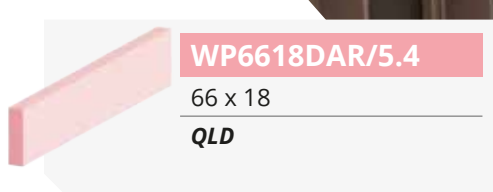
WP1818DAR/5.4
18 x 18
QLD | NSW/ACT | VIC/TAS
| SA



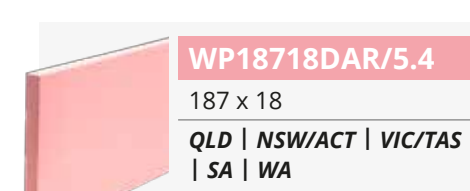
WP3118DAR/5.4
31 x 18
QLD | NSW/ACT | VIC/TAS
| SA



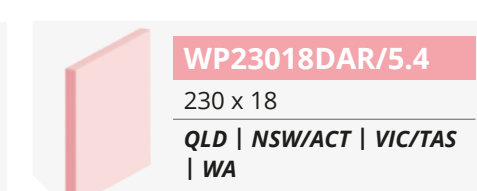
WP4218DAR/5.4
42 x 18
QLD



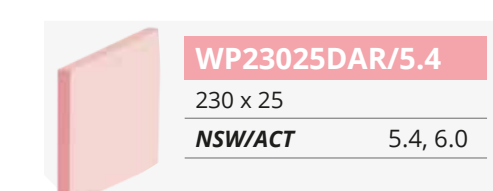
WP6618DAR/5.4
66 x 18
QLD



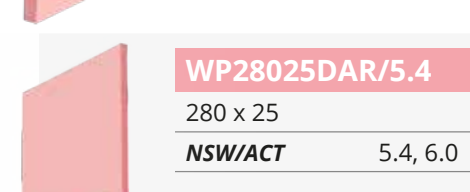
WP18718DAR/5.4
187 x 18
QLD | NSW/ACT | VIC/TAS
| SA | WA



WP23018DAR/5.4
230 x 18
QLD | NSW/ACT | VIC/TAS
| WA



WP23025DAR/5.4
230 x 25
NSW/ACT 5.4, 6.0



WP28025DAR/5.4
280 x 25
NSW/ACT 5.4, 6.0



WP28018DAR/5.4
280 x 18
QLD | NSW/ACT | VIC/TAS



WP3131DAR/5.4
31 x 31
QLD | NSW/ACT | VIC/TAS
| SA | WA

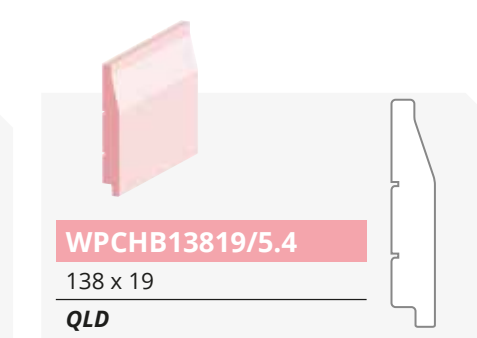
For more product images please go to our website.

LENGTH 5.4M

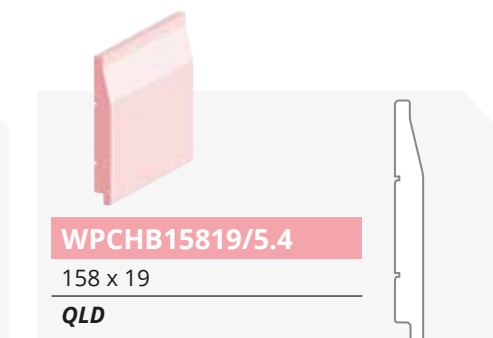
CLADDING AND LINING BOARDS



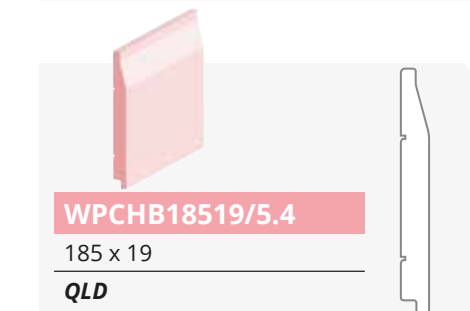
WPCHB9019/5.4
90 x 19
QLD



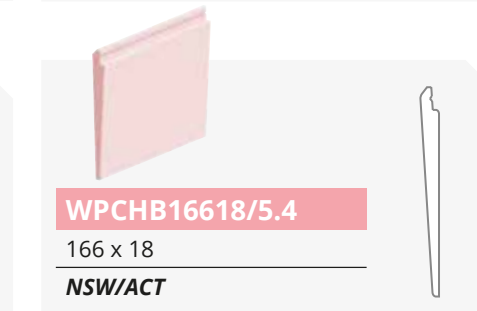
WPCHB13819/5.4
138 x 19
QLD



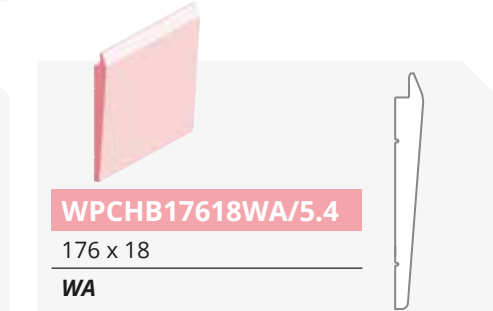
WPCHB15819/5.4
158 x 19
QLD



WPCHB18519/5.4
185 x 19
QLD



WPCHB16618/5.4
166 x 18
NSW/ACT



WPCHB17618WA/5.4
176 x 18
WA



FOLD

CLADDING AND LINING BOARDS

LENGTH (LM) AVAILABLE

CLASSIC WEATHERBOARD

WPCWB18518/5.4
185 x 18
QLD NSW/ACT VIC/TAS SA | WA
NSW/ACT VIC/TAS

RUSTICATED WEATHERBOARD

WPRWB13818/5.4
138 x 18
QLD NSW/ACT VIC/TAS | WA SA
Special Order

WPRWB18518/5.4
185 x 18
QLD NSW/ACT VIC/TAS | SA | WA

SAWN FACE WEATHERBOARD

WPSWB175226/5.4
175 x 22
QLD NSW/ACT VIC/TAS SA | WA
Special Order

SHIP LAP

WPVJSL13818/5.4
138 x 18
NSW/ACT VIC/TAS WA | QLD

WEATHERBOARD STOP PROFILE

WP3030DAR
30 x 30
VIC/TAS 2.7, 3.0, 3.6

WP5730DAR
57 x 30
VIC/TAS 2.7, 3.0, 3.6, 5.4

LINING BOARD

WPLB302/5.4
138 x 11
QLD NSW/ACT VIC/TAS | WA

WPLB321/5.4
138 x 11
QLD NSW/ACT VIC/TAS | SA | WA

LENGTH 5.4M

ARCHITRAVES AND MOULDINGS

WP1818Q/5.4
18 x 18
QLD NSW/ACT VIC/TAS SA | WA

WP2323Q/5.4
23 x 23
QLD NSW/ACT

WP3131EA/5.4
31 x 31
QLD NSW/ACT VIC/TAS SA

WP4242EA/5.4
42 x 42
NSW/ACT

EXTERNAL ANGLE

WP3131OVL/5.4
31 x 31
VIC/TAS

OVOLO MOULD

WP1818TQ/5.4
18 x 18
VIC/TAS

CORNER MOULD

WP4242CM/5.4
42 x 42
NSW/ACT

WP6618LT/5.4
66 x 18
VIC

WP9218LT/5.4
92 x 18
VIC

LAMBS TONGUE

WP6618BE/5.4
66 x 18
Bevelled
VIC/TAS

WP9218BE/5.4
92 x 18
Bevelled
VIC/TAS

WP6618HS2/5.4
66 x 18
Half Splayed 2
QLD NSW/ACT VIC/TAS WA

WP9218HS2/5.4
92 x 18
Half Splayed 2
QLD NSW/ACT VIC/TAS WA

ARCHITRAVES AND SKIRTINGS

WP6618BN/5.4
66 x 18
Bullnose
VIC/TAS

WP9218BN/5.4
92 x 18
Bullnose
VIC/TAS

WP6618PR/5.4
66 x 18
Pencil Round
WA

WP9218PR/5.4
92 x 18
Pencil Round
WA

For more product images please go to our website.

WP3131SC/5.4
31 x 31
QLD NSW/ACT VIC/TAS SA | WA

SCOTIA



BRISBANE

7 Brickworks Place
Darra
QLD 4076
T: 07 3217 0622
F: 07 3217 0551

SYDNEY

Warehouse B
31-39 Sturt Street
Smithfield
NSW 2164
T: 02 9892 1055
F: 02 9892 1066

MELBOURNE

70 Logis Boulevard
Dandenong South
VIC 3175
T: 03 9791 8064
F: 03 9791 8069

ADELAIDE

5 Lafitte Road
Wingfield
SA 5013
T: 08 8260 1644
F: 08 8262 3392

PERTH

33 Fargo Way
Welshpool
WA 6106
T: 08 6254 2315
F: 08 6253 8622



PINENZ.COM



LIMITED PRODUCTS
GUARANTEE
AGAINST TERMITE
& FUNGAL DECAY



**COATING SYSTEM
WARRANTY**



**FUNGAL & TERMITE
RESISTANT**



**FACTORY
PRIMED**

woodhouse.com.au

Toll Free: 1300 880 662 | info@woodhouse.com.au

PROFILE LIST DISCLAIMER: Certain product lines may not be ranged as standard and may be available as a special order. Please check all product availability with the relevant salesperson. Specifications are subject to change without notice, in accordance with national regulations and legislations. Whilst all care has been taken to ensure the accuracy of the information and advice in this document, it is intended as a guide only. Refer to the Building Code of Australia guidelines or your local building authority/council to ensure correct construction practices are followed. The Woodhouse Timber Company accepts no responsibility for any errors, omissions, work done or any consequence of reliance on this document to the extent permitted by law. All material and content remains the property of, and is copyright to, the Woodhouse Timber Company.